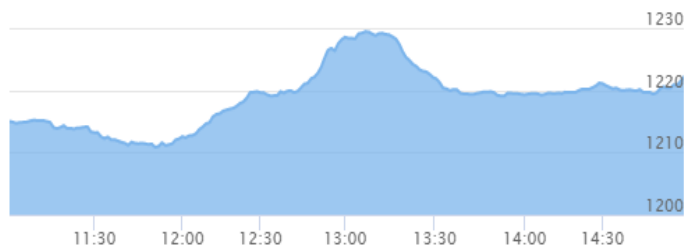




NEPSE Index – Monday



MARKET SUMMARY

NEPSE	1,222.06	+0.60%
Total Turnover (Rs.)	389,625,265	+18.24%
Share Volume	1,477,435	+34.10%
Total Transactions	9,306	+20.84%
Total Market Cap. (Rs. Mill)	1,551,223.92	+0.60%
Floated Market Cap (Rs.Mill)	557,693.43	+0.61%

MARKET CAP TO GDP RATIO **51.58%** ▲

WEIGHTAGE ON MARKET CAP

Commercial Banks	52.56%
Development Bank	5.22%
Finance	2.89%
Microfinance	6.38%
Life Insurance	7.26%
Non-life Insurance	5.45%
Hydropower	6.78%
Hotel	1.74%
Manufacturing And Processing	4.08%
Trading	0.10%
Others	7.54%
NTC	6.48%

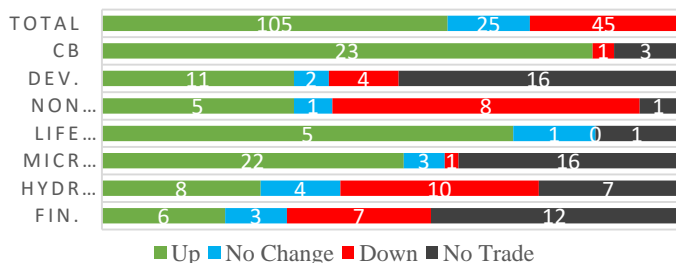
Top Gainers	NADEP, SMB, GILB
Top Losers	SAEF, JOSHI, UIC
Top Stocks by Shares Traded	SBLPO, RHPL, SHL
Top Stocks by Transactions	RHPL, SJCL, NIB
Top Stocks by Turnover	SBLPO, RHPL, NICA
Top Brokers by Transactions	45, 44, 34

NEPSE STATISTICS

Average Return	16.09%
Standard Deviation	16.93%
Skewness	0.47
Kurtosis	3.53

Notes: NEPSE Index from 2069.04.01 – 2076.05.02. Avg. annual trade day's 229. Lognormal return is used. Skewness shows market is asymmetrically skewed to right, indicating average return of 16.09% more affected by outliers. Further excess kurtosis shows fat tail and more peaked distribution than normal.

TRADED SCRIPTS STATS



MAJOR MARKET NEWS

- 📌 Market closed with Green candle on Monday, after consecutive fall for 7 days. Market reported a gain of 7.23 points and NEPSE closed at 1222.06 level.
- 📌 Sensitive, Float and Sensitive Float Index all gained by 1.85, 0.55 and 0.58 points respectively.
- 📌 The 265th BOD meet of NBBL has proposed 26% bonus shares to its shareholders.
- 📌 NLG Q4 75/76 y-so-y Net profit increased by 18.48% to Rs.81.93 crores; EPS Rs.27.22 BVPS Rs.264.54
- 📌 SLICL Q4 75/76 y-o-y Net profit increased by 72.12% to Rs.20.86 crores; subject to actuarial valuation; EPS Rs.16.46 BVPS Rs.138.49
- 📌 NHDL Q4 75/76 y-o-y Net profit decreased by 2.55% to Rs. 1.91 crores; EPS Rs.7.37 BVPS Rs.111.63.
- 📌 PICL Q4 75/76 y-o-y Net profit decreased by 17.02% to Rs.13.17 crores; EPS Rs. 20.53 BVPS Rs.208.71.
- 📌 PPCL Q4 75/76 y-o-y Net loss increased by 37.26% to Rs.7.86 crores; BVPS Rs.81.12
- 📌 SIC Q4 75/76 y-o-y Net profit decreased by 20.47% to Rs.27.66 crores; EPS Rs. 27.62 BVPS Rs.191.17
- 📌 CFCL Q4 75/76 y-o-y Net profit increased by 12.14% to Rs.8.37 crores; EPS Rs.10.16 BVPS Rs.123.60.
- 📌 NIL Q4 75/76 y-o-y Net profit increased by 13.63% to Rs.34.37 crores; EPS Rs.29.22 BVPS Rs.195.90

Today Events (Tuesday)

- 📌 Book Closure of NIL; Main agenda:12% bonus shares
- 📌 **Auction Alert:** EIC is selling its 383,205 units ordinary shares and 146,575 units promoter shares via auction. Issue open till 8th Bhadra
- 📌 **Auction Alert:** CBL is selling its 1,282,881 units promoter shares via auction. Issue open till 16th Bhadra
- 📌 **Right Shares Alert:** GILB is issuing 100% right shares to its shareholders. Issue open till 23rd Bhadra.
- 📌 **Right Shares Alert:** WOMI is issuing 100% right shares to its shareholders. Issue open till 11th Bhadra.
- 📌 **Right Shares Alert:** MPFL is issuing 865% right shares to its shareholders. Issue open till 9th Bhadra.
- 📌 **Right Shares Alert:** UIC is issuing 240% right shares to its shareholders from today. Issue open till 6th Ashwin.
- 📌 **NFO Alert:** SIGS2 worth Rs.1.40 billion (140 million units at Rs.10 each).
- 📌 **NFO Alert:** NMB 50 worth Rs.1.20 billion (120 million units at Rs.10 each). *Issue date extended.*
- 📌 **NFO Alert:** NIC ASIA Balance Fund worth Rs.1.25 billion (125 million units at Rs.10 each). *Extended*

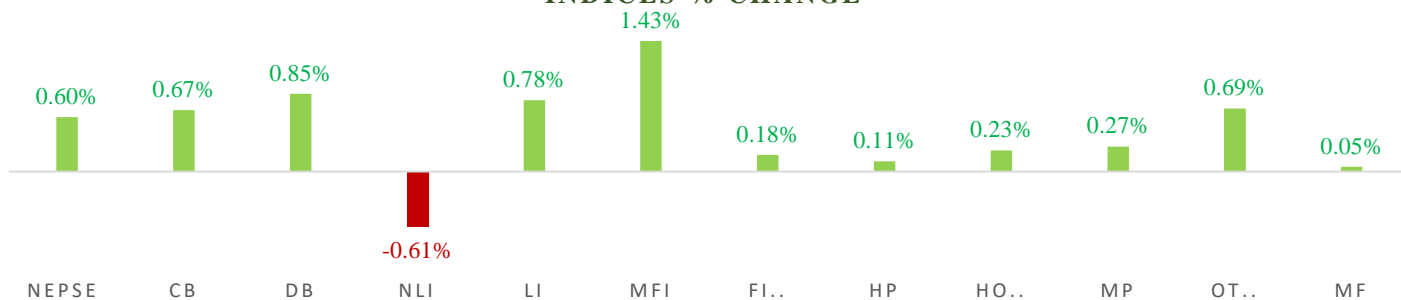
Fundamental Watch: Quarter 4 2075/76 Unaudited Reports



MARKET SUMM...

3rd Bhadra, 2076 Tuesday

INDICES % CHANGE



Bulk Deals			Stock Movement			Highest Volume – Day 2 (Week 6)		
HIDCL	(150)	-	RHPL	(206)	Lowest till now	RHPL	(206)	187,940 units
SRBL	(237)	-	HPPL	(162)	Lowest till now	SBLPO	(196)	131,793 units
PCBL	(278)	-	JOSHI	(67)	Lowest till now	NICA	(460)	91,711 units

Sectorial Outlooks		Stock Pick...	
Bullish	Bearish	Up Pick	Down Pick
Microfinance	Hydropower	SBI	PPCL
Banking	Non-Life Insurance	GBIME	SIC

Financial Metrics

S.N.	Ticker	LTP	EPS	BVPS	P/E	P/B	ROE	NPL	CAR	Remarks
1	CBL	149	9.5	127.98	15.68	1.16	7.57%	2.37%	17.97%	-
1	MNBBL	329	27.84	146.39	11.82	2.25	20.97%	0.07%	13.30%	-
2	NABIL	778	47.65	258.06	16.33	3.01	19.59%	0.74%	12.71%	-
3	SCB	642	31.15	187.08	20.61	3.43	17.26%	0.15%	19.90%	-
5	PRIN	347	26	186	13.35	1.87	-	-	-	-

Note: If asterisk sign (*) financial metrics denotes Quarter 3 75/76 data, otherwise financial metrics are of Quarter 4 75/76 data.

NEPSE TECHNICAL OUTLOOKS



Indicators used: Bollinger Bands, MACD, RSI, Moving Average (35 days) Volume

Global Indices	SENSEX	NIFTY	S&P 500	DJIA	NIKKEI 225
	37,402.49 (+0.14%)	11,053.90 (+0.06%)	2,888.68 (+1.44%)	25,886.01 (+1.20%)	20,563.16 (+0.71%)



Disclaimers: This MARKET SUMM is prepared to timely update the market participants about the Nepalese stock market before the Market opens for the day. The information and data herein should not be construed as an investment advice or recommendation. Should the investors choose to act based on this report, it shall be entirely at their own risk and KCL Astute shall not be liable, for any loss or damages incurred thereby. Unless otherwise specifically stated, the above data concerns the previous trading day.

KCL Astute Capital Limited

Address: Sundar Bhawan, Hattisar, Kathmandu

Contact No. 977-1-4429149 | 4429150

Email: info@kclastute.com

KCL ASTUTE CAPITAL RESEARCH TEAM