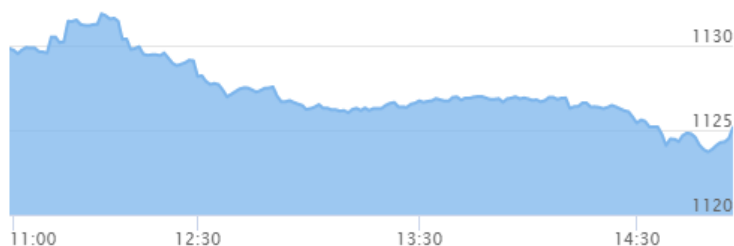




## NEPSE Index – Sunday



## MARKET SUMMARY

NEPSE	1,125.14	-0.41%
Total Turnover (Rs.)	241,498,554	+13.62%
Share Volume	924,190	+15.65%
Total Transactions	4,124	-19.86%
Total Market Cap. (Rs. Mill)	1,429,397.91	-0.41%
Floated Market Cap (Rs. Mill)	516,928.95	-0.37%

MARKET CAP TO GDP RATIO **41.43%** ▼

## WEIGHTAGE ON MARKET CAP

Commercial Banks	53.31%
Development Bank	5.42%
Finance	2.96%
Microfinance	6.59%
Life Insurance	6.79%
Non-life Insurance	5.07%
Hydropower	6.34%
Hotel	1.69%
Manufacturing And Processing	4.09%
Trading	0.12%
Others	7.61%
NTC	6.60%

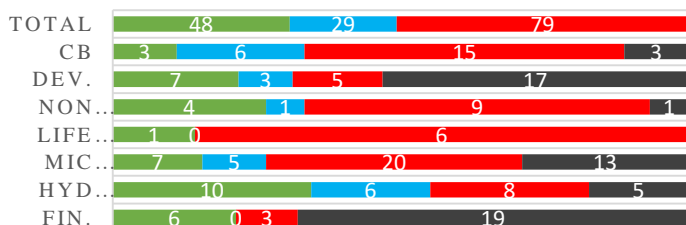
Top Gainers	AKJCL, HPPL, ADBL
Top Losers	HURJA, SINDU, GUFL
Top Stocks by Shares Traded	BOKLPO, PRVU, SANIMA
Top Stocks by Transactions	RHPL, SANIMA, SJCL
Top Stocks by Turnover	PRVU, SANIMA, BOKLPO
Top Brokers by Transactions	45, 6, 39

## NEPSE STATISTICS

Average Return	14.68%
Standard Deviation	16.91%
Skewness	0.48
Kurtosis	3.50

Notes: NEPSE Index from 2069.04.01 – 2076.06.12. Avg. annual trade day's 229. Lognormal return is used. Skewness shows market is asymmetrically skewed to right, indicating average return of 14.68% more affected by outliers. Further excess kurtosis shows fat tail and more peaked distribution than normal.

## TRADED SCRIPTS STATS



■ Up ■ No Change ■ Down ■ No Trade

## MAJOR MARKET NEWS

- Market opened the week's trade with a bearish candle. NEPSE closed at 1125.14 level losing 4.66 points.
- Sensitive, Float and Sensitive Float Index all closed Red falling by 0.98, 0.31 and 0.4 points respectively.
- AKJCL was the top gainer for the day that gained by 3.77% while HURJA reported as the top loser that lost by 8.04%.
- 12% ICFC Finance Limited Debenture 2083 worth Rs. 20 crores was assigned CARENP BBB- ratings by CARE Ratings Nepal.
- KMCDB propose to distribute 12% bonus share and cash dividend for tax purposes to its shareholders.
- Adjusted Price for 5% bonus shares of MBL is set at Rs. 231.00
- NBL appoints Mr. Krishna Bahadur Adhikari as the CEO.
- NLBBLPO set the cutoff price for the auctioned shares at Rs. 221.10. Unsold 85,300 units is to be placed in auction soon.
- BOKL proposes 6% bonus shares and 11% cash dividend to its shareholders. The book closure date for the same is set at 16<sup>th</sup> Ashwin.
- ICRA assigns ICRANP IPO Grade 4+ indicating below average fundamentals to the proposed right shares of GLICL.

## Today's Events (Monday)

- Book Closure Date for 10% bonus shares and 11.05% cash dividend of SANIMA.
- NFO Alert:** Issue opens of "Sunrise First Mutual Fund" - 100,000,000 units at Rs.10 each.
- Right Shares Alert:** MNBBL is issuing 20% Right
- Right Shares Alert:** UIC is issuing 240% Right.
- Auction Alert:** GBLBS is auctioning its 299,982 units promoter shares via auction till 4<sup>th</sup> Kartik.
- Auction Alert:** WOMI is auctioning its 46,509 units Ordinary Shares and 76,704 units Promoter shares

## Initial Public Offerings (Upcoming)

Company	Units	@ Rs.	Opens
1. Shiva Shree Hydropower Ltd.	3,351,140	100	16 <sup>th</sup> Ashoj

## Debenture Offering (Upcoming)

Schemes	Units	@ Rs.
1. 10% Laxmi Bank Debenture 2086	2,000,000	1000

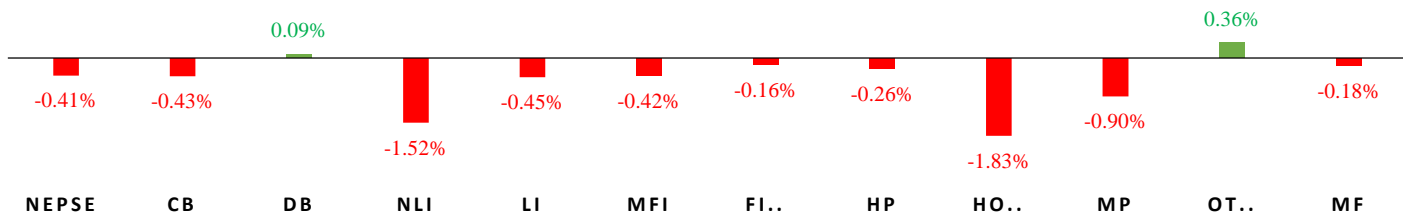


# MARKET SUMM...



13<sup>th</sup> Ashwin, 2076 Monday

## INDICES % CHANGE



Volatile Stocks		Stock Movement		Highest Volume – Day 1 Week 12	
SPDL	(72) 7.58%	JOSHI	(54) <i>Lowest till now</i>	BOKLPO	(147) 140,000 units
AJKCL	(55) 5.77%	GHL	(62) <i>Lowest till now</i>	PRVU	(259) 130,295 units
		PMHPL	(86) <i>Lowest till now</i>	SANIMA	(347) 74,291 units

Sectorial Outlooks	
<b>Bullish</b>	<b>Bearish</b>
Development Bank	Microfinance
-	Banking

Stock Pick...	
<b>Up Pick</b>	<b>Down Pick</b>
NTC	EIC
PRVU	VLBS

Financial Metrics										
S.N.	Ticker	LTP	EPS	BVPS	P/E	P/B	ROE	NPL	CAR	Remarks
1	SHIVM	531	34.16	194.6	15.54	2.73	20.29%	-	-	-
2	LLBS	654	45.84	201.11	14.27	3.25	25.61%	1.26%	13.31%	-
2	JSLBB	999	73.73	327.01	13.55	3.05	26.99%	2.23%	8.37%	-
3	NIL	357	29.22	195.90	12.22	1.82	16.12%	-	-	-
5	SABSL	446	27.87	128.75	16.00	3.46	27.75%	0.45%	9.76%	13% Bonus Proposal

## NEPSE TECHNICAL OUTLOOKS



Date / Time	29.09.2019
Close	1125.14
Open	1129.82
High	1131.87
Low	1123.66
Bollinger Bands Top (20,2,ma,y)	1200.66
Bollinger Bands Median (20,2,ma,y)	1156.34
Bollinger Bands Bottom (20,2,ma,y)	1112.02
RSI (14)	32
MA (35, Price, ma, 0)	1180.54
MACD (12,26,9)	-21
Signal macd (12,26,9)	-20
macd (12,26,9)_hist	-1

Indicators used: Bollinger Bands, MACD, RSI, Moving Average (35 days) Price

Global Indices	SENSEX	NIFTY	S&P 500	DJIA	NIKKEI 225
	38,822.57 (-0.43%)	11,512.40 (-0.51%)	2,961.79 (-0.53%)	26,820.25 (-0.26%)	21,878.90 (-0.77%)



*Disclaimers: This MARKET SUMM is prepared to timely update the market participants about the Nepalese stock market before the Market opens for the day. The information and data herein should not be construed as an investment advice or recommendation. Should the investors choose to act based on this report, it shall be entirely at their own risk and KCL Astute shall not be liable, for any loss or damages incurred thereby. Unless otherwise specifically stated, the above data concerns the previous trading day.*

### KCL Astute Capital Limited

Address: Sundar Bhawan, Hattisar, Kathmandu

Contact No. 977-1-4429149 | 4429150

Email: [info@kclastute.com](mailto:info@kclastute.com)